

REV. 7-17-81: CHANGED ITEM NO. TO AGREE WITH NEW SPECIFICATION BOOK.

REV. 1-1-76: CHANGED DRAWING NUMBER FROM RD-F-10(68), (SHEET 1) TO S-F-10.

REV. 6-3-69: ADDED NOTE REGARDING ALTERNATE TYPE TRUSS ROD AND FITTINGS.

REV. 1-24-08: REDREW SHEET AND CHANGED LENGTH OF ALL FENCE POSTS. MOVE STOCK FENCE AND CHAIN LINK FENCE TO S-F-10C.

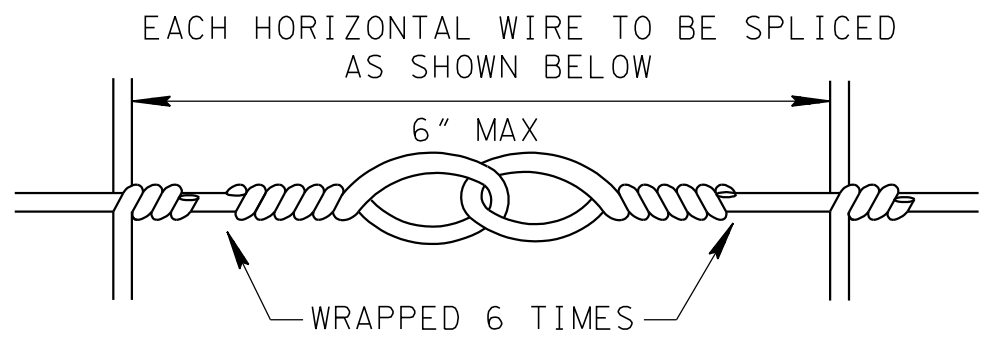
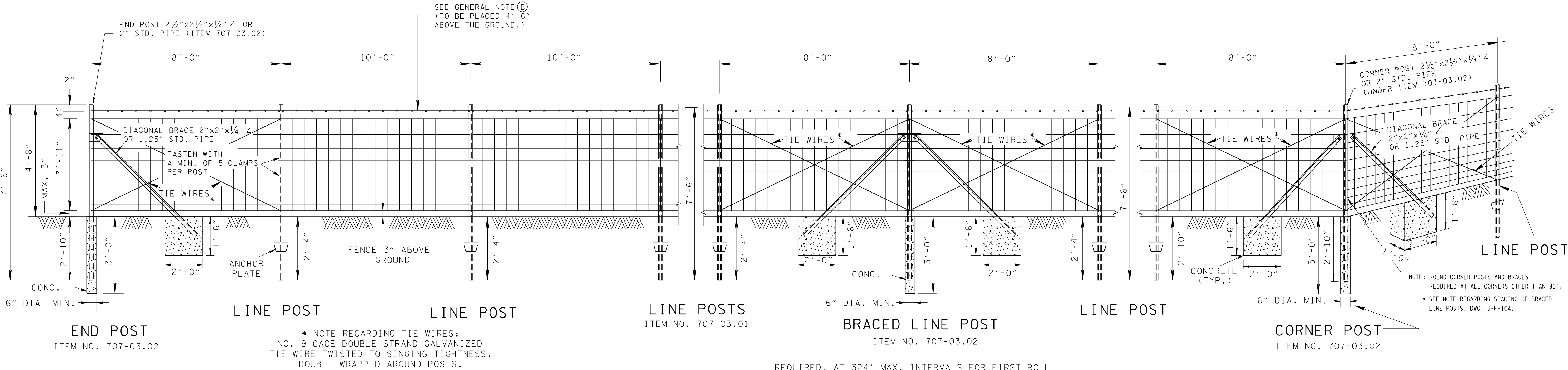
REV. 11-9-76: REMOVED CHAIN LINK FENCE DETAILS AND SPECES FROM THIS SHEET.

REV. 7-1-72: CHANGED DEPARTMENT NAME.

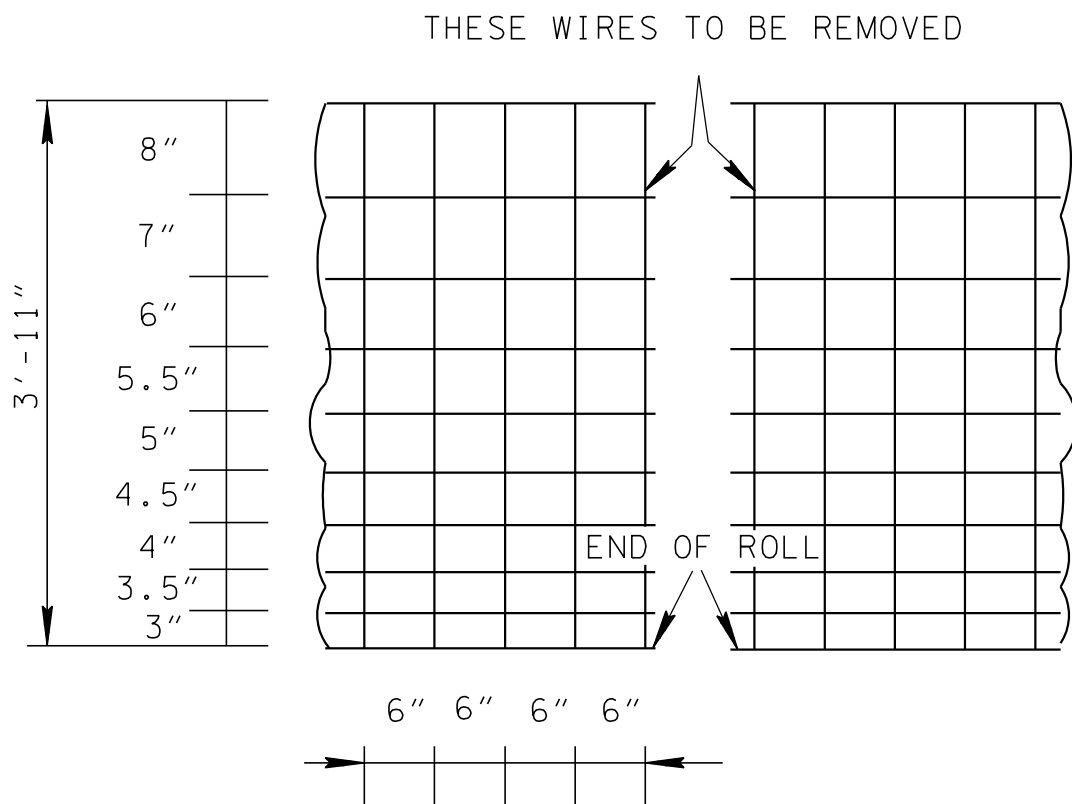
REV. 2-25-77: DELETED BARED WIRE AT BOTTEM OF FENCE, CHANGED POST SPACING ON BRACED LINE POSTS AND CORNER POSTS FROM 10' TO 8'.

REV. 12-7-75: ADDED ITEM NO'S FOR END BRACED LINE AND CORNER POSTS.

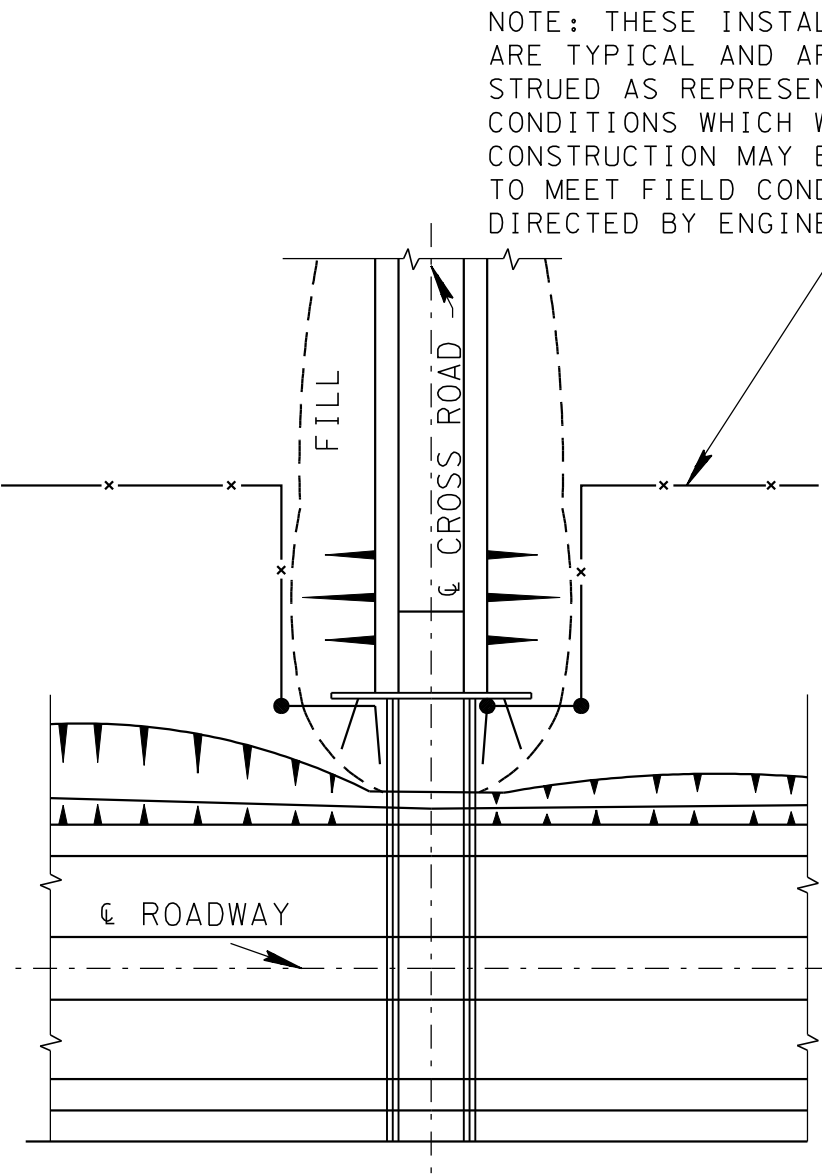
REV. 6-1-09: REMOVED TIE WIRES BETWEEN LINE POSTS. MODIFIED GENERAL NOTE (A). ADDED GENERAL NOTE (B). REVISED LINE POST SPACING.



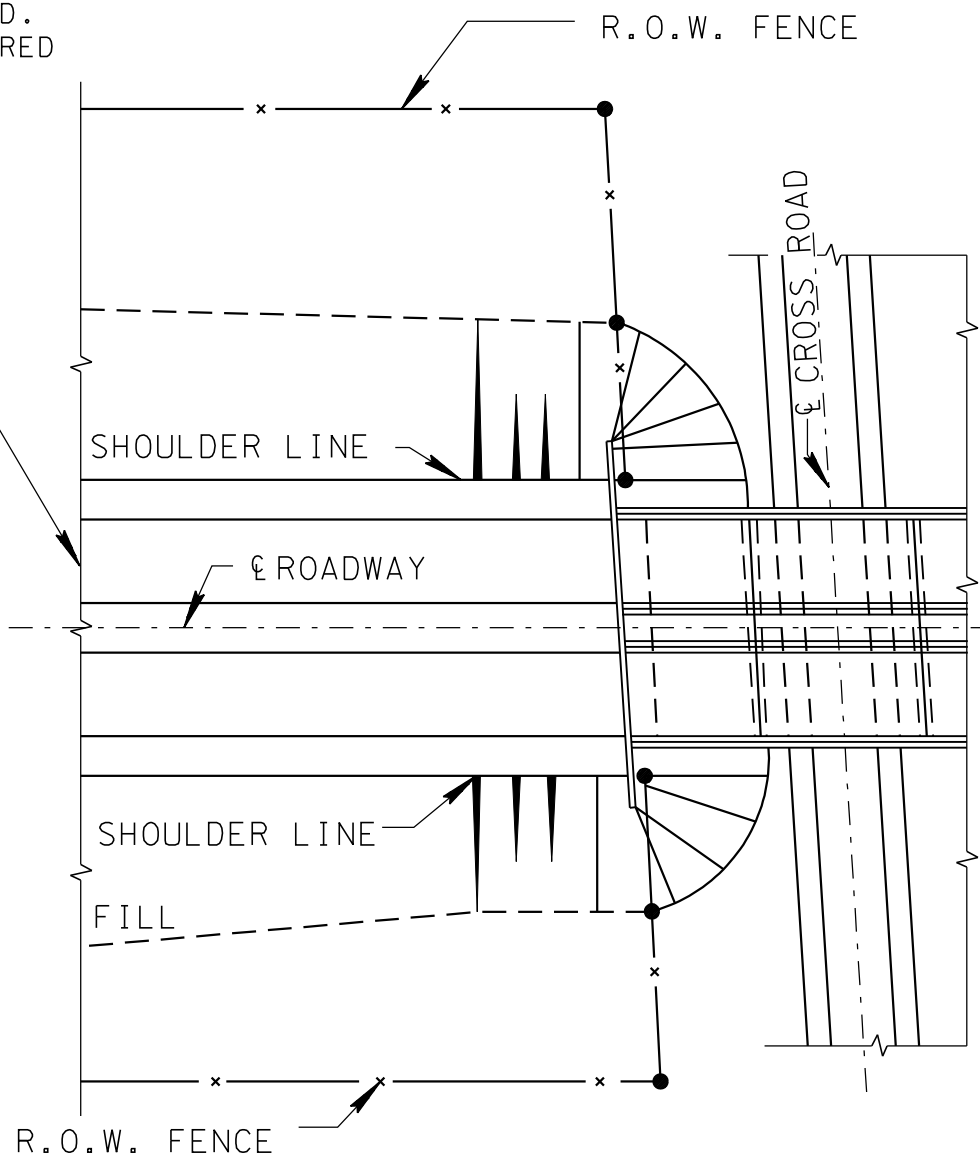
SPLICE DETAIL FOR FENCE



FARM FENCE WIRE DETAILS



PLAN
ROADWAY UNDER
CROSS ROAD



PLAN
ROADWAY OVER
CROSS ROAD

GENERAL NOTES

- (A) GALVANIZED STEEL WOVEN WIRE MEETING THE REQUIREMENTS OF ASTM A-116 FOR NO. 11 FARM, DESIGN NO. 1047-6-11, CLASS III COATING OR GALVANIZED HIGH TENSILE STRENGTH STEEL WOVEN WIRE MEETING THE REQUIREMENTS OF ASTM A-116 FOR NO. 12½ FARM DESIGN, CLASS III COATING EXCEPT THAT THE TOP AND BOTTOM STRAND SHALL BE 10½ GAUGE AND THE YIELD STRENGTH SHALL BE EQUIVALENT TO NO. 11 FARM DESIGN 1047-6-11.
- (B) THE BARBED WIRE SHALL CONSIST OF 2 NO.12½ GAUGE TWISTED STEEL LINE WIRES WITH NO. 14 GAUGE 4-POINT BARBS SPACED NOT MORE THAN 5 IN. APART. IT MAY BE EITHER GALVANIZED OR ALUMINUM COATED. THE GALVANIZED WIRE SHALL MEET THE REQUIREMENTS OF ASTM A-121, CHAIN LINK FENCE GRADE. AT THE OPTION OF THE CONTRACTOR, HIGH TENSILE STRENGTH WIRE WITH BARB SPACINGS AS DESIGNATED ABOVE, MAY BE USED. IF THE CONTRACTOR ELECTS TO FURNISH HIGH TENSILE STRENGTH WIRE, IT SHALL MEET THE REQUIREMENTS OF ASTM A-121, CHAIN LINK FENCE GRADE FOR THE RESPECTIVE WIRE SIZE.
- (C) SEE STANDARD DRAWING S-FG-20 FOR DETAILS OF FENCING OVER DITCHES AND AT OTHER ABRUPT DEPRESSIONS.
- (D) SEE STANDARD SPECIFICATIONS, SUB-SECTION 707.05 REGARDING FURNISHING AND PLACING ADDITIONAL BRACED LINE POSTS WHERE TERRAIN IS IRREGULAR.
- (E) FENCE TO BE ANGLED TO EDGE OF CULVERTS AS SHOWN ON PLANS OR AS DIRECTED BY THE ENGINEER.
- (F) PAYMENT WILL BE MADE UNDER:
- ITEM NO. 707-03.01-STOCK FENCE PER LIN. FT.
ITEM NO. 707-03.02-END, BRACED LINE & CORNER POST ASSEMBLIES (STOCK FENCE) PER EACH

MINOR REVISION -- FHWA
APPROVAL NOT REQUIRED.

STATE OF TENNESSEE
DEPARTMENT OF TRANSPORTATION

STANDARD
RIGHT-OF-WAY
STOCK FENCE

6-1-59 S-F-10